




Picture shows a special version with ramps on both sides



Picture shows a special version

### Big Suspension Bridge

#### Play value

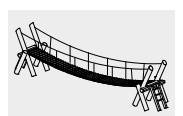
Suspension bridges have the effect of large scale. The dynamic swing and the apparently fragile construction have great appeal in addition to their design quality. Such bridges are seldom left out of play activity and adults go out of their way on walks to try them out.

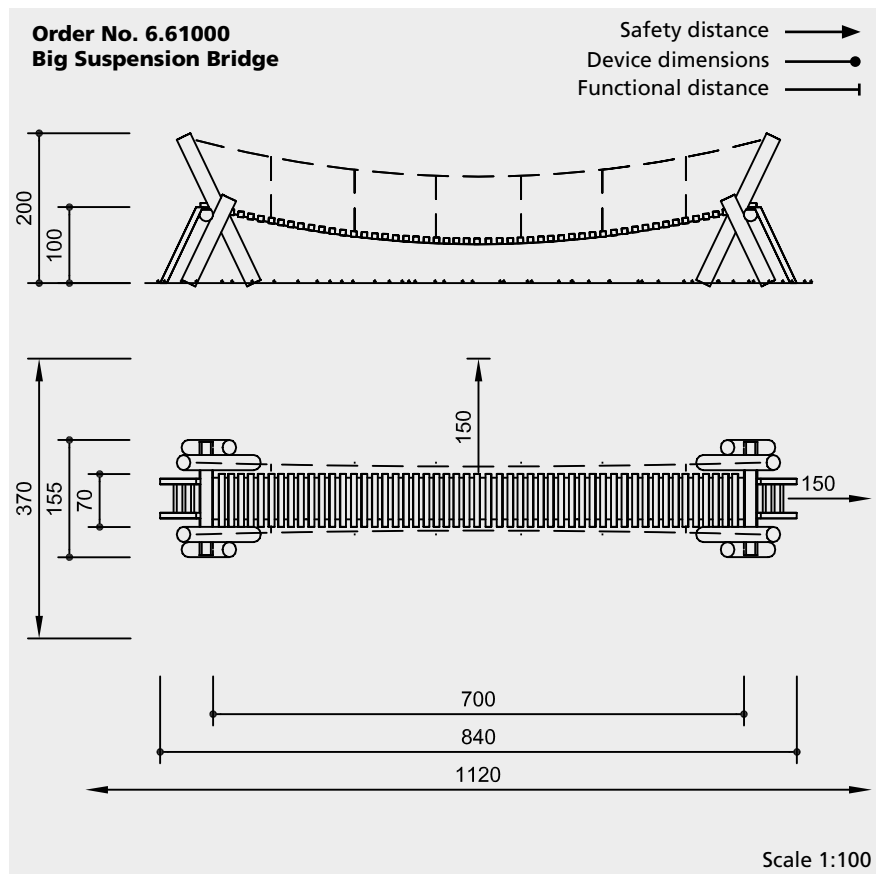
#### Fundamental characteristics

- Unique and original
- Appealing construction, also for adults
- Incentive for playing: swinging, curiosity
- Movement: walking, wobbling, jumping

#### Recommended for

- School children
- Young people
- Supervised play areas such as kindergartens, schools, after-school programmes or similar
- Public play areas without supervision, such as playgrounds, parks or similar





Safety check according to DIN EN 1176

### Components

- 2 End frames with ladder
- 1 Walkway with chain handrails length 7.00 m

### Installation information

Surfacing requirements corresponding to fall height, dependent on installation situation (please refer to price list for more detailed information)

Foundations  
4 items 220 x 60 x 80 cm, u-shaped  
Excavation depth 100 cm

**Attention:**  
**Exact measurements may vary, for all installation dimensions refer to current installation instructions.**  
Technical changes reserved.  
**Equipment also available with steel feet.**

### Technical information

#### Peeled white

Palisades peeled white means that bark, cambium and sapwood are removed, the natural shape of the trunk is preserved and can be experienced



#### Perforated

The earth / air zone of the wood is perforated by numerous small bore holes to ensure that the impregnating agent penetrates this particularly endangered zone



#### Core-free

Sawn-timbers core-free, thus decreasing occurrences of cracking and undesired changes in shape



#### Hardwood rungs

Climbing rungs made of hardwood (ash) Ø 4.2 cm, milled and mortised, secured against twisting, easy to grip and not cold for children to touch



#### Hercules rope

Hercules rope, for spliced net connections. A compound of steel rope for the core and polyester or polyamide yarn for the sheath. High abrasion resistance, 4 or 6 strands



#### Profiled washer

Profiled washer for covering protruding screw heads according to standard, improved pressure distribution and protection against water. Impedes loosening the bolt



#### Adjustable

Adjustable two-piece bolt connection, easy to maintain, no projecting threads



#### Interlocking

Interlocking connection, with milled metal rings or serrated disc dowels, to reinforce the bolt connection under high loads transverse to the grain direction of the wood



#### Chains

Chains made of hot-dip galvanized steel (1.4301 / 1.4571 at extra charge) welded before galvanising, short-linked, without eyelets on the connecting parts, easy to exchange and shorten



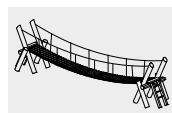
**For more detailed explanation of the quality characteristics see price list.**

### Dimensions

(small deviations possible)

Outside dimension	8.40 m
Walkway length	7.00 m
Walkway width	0.70 m
Walking boards	75 x 75 mm
Platform height	1.00 m
Weight	600 kg

Special lengths on request



6.61000