



Play value

A new level of exercise is created by simply stretching a line. Leaving the normally solid ground beneath you, suddenly poses completely new challenges. The continuous forward movement makes first mastering the capricious system a must. Playing companions or an accompanying person can offer a fixed point for the tightrope walker at the beginning to help them conquer the balancing act. The continuously evasive line pushes the acrobat towards increasingly successful methods to triumph over the unsteadiness in free space. It quickly becomes clear that continuous balancing movements and control over the body's centre of gravity are the decisive skills needed to accomplish forward movement. Progressive exercises with backward movement, knee stands or an inclined line remain an option for the practised user.

Fundamental characteristics

- Intensification of standard balancing offers
- Promotes complex physical control
- Movement: equilibrium, body tension, balance

Recommended for

- School children
- Supervised play areas, such as schools, after-school programmes or similar
- Public play areas without supervision, such as playgrounds, parks or similar
- Swimming pools without supervision, such as outdoor pools, adventure pools or similar

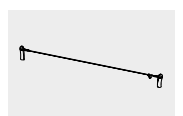


Notes

In unsupervised public areas, it may be the operator's duty to maintain safety. Please pay attention to local regulations. If the slackline system is installed permanently, we recommend the following maintenance measures:

- Inspecting the slackline on a regular basis (at least once a week)
- Installing a multilingual information board with instructions for proper use of the system (1 person at a time, max. weight 150 kg, no manipulation of the system, phone number for reporting damage, etc.)
- Legal disclaimer for cases of improper use
- Securing the ratchet with a padlock

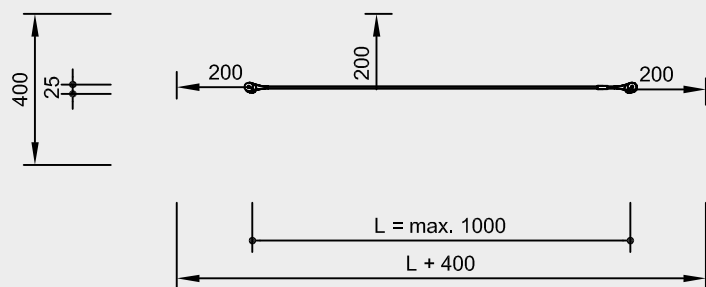

Slackline



7.15500

Order No. 7.15500
Slackline

Safety distance 
 Device dimensions 
 Functional distance 



Scale 1:200

Safety check according to DIN EN 1176

Components

- 2 Stand posts
- 1 Belt with fastening material, capacity up to 150 kg
- 1 Padlock as safety device for the ratchet

Installation information

Surfacing requirements corresponding to a fall height of ≤ 1.00 m (please refer to price list for more detailed information)

Recommendation:
Lawn, sand, gravel or wood chips

Foundations
2 items 100 x 100 x 100 cm
Excavation depth 120 cm

Attention:
Exact measurements may vary; for all installation dimensions refer to current assembly instructions.
 Technical changes reserved.
Equipment also available with steel posts (Order No. 7.15600).

Technical information

Equipment made of robinia

Peeled white

Palisades peeled white means that bark, cambium and sapwood are removed, the natural shape of the trunk is preserved and can be experienced



Bevel cut

Vertical stand posts with bevelled end grain section as constructive wood preservation measure



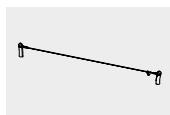
For more detailed explanation of the quality characteristics see price list.

Textile belt,
Standard colour: blue

Dimensions

(small deviations possible)

Posts diameter	approx. \varnothing 23-25 cm
Distance between posts	up to 10 m possible
Belt strap width	50 mm
Weight	130 kg



7.15500