

Play value

Our Play Wall consists of several small house elements. With their different spaces and levels, they offer numerous opportunities for hiding away, climbing up, sliding down and going through openings. The coziness of the little niches also provides children with enough space for imaginative role-play games. The modular Play Wall can be expanded to suit any needs and can be erected in a row or also at right angles. It is not just a unique play space but can also serve as sight and noise protection for playgrounds situated adjacent to roads.



Photo © Alexandra Reese



© Richter Spielgeräte GmbH 06/22

Design G. Beltzig

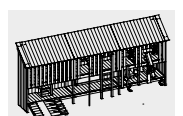
Fundamental characteristics

- Child-oriented dimensions according to ergonomic knowledge
- The space-defining design appeals to the senses
- High-quality design
- Numerous play offers
- Can be combined with other equipment
- Incentive for playing: sand hoists, sand wheel, chains, role-playing games
- Movement: climbing, crawling, crouching

Recommended for

- Kindergarten children
- School children
- Supervised play areas, such as kindergartens, schools, after-school programmes or similar
- Public play areas without supervision, such as playgrounds, parks or similar

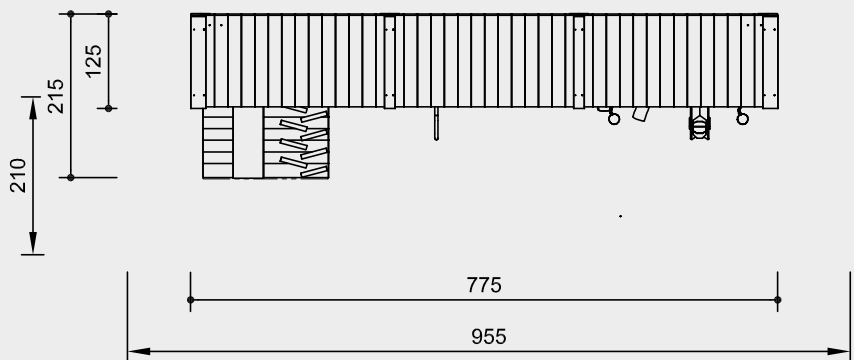
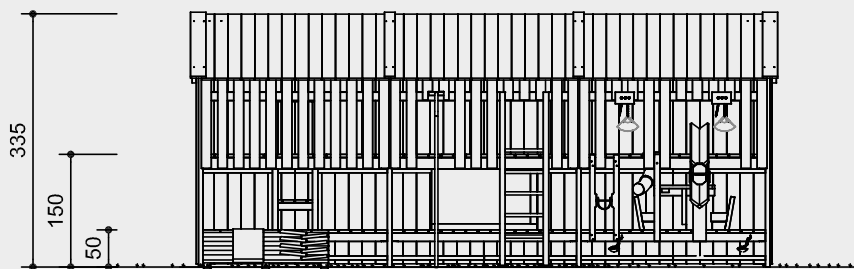
**Play Wall
Type 01**



8.50001

Order No. 8.50001
Play Wall Type 01

Safety distance →
 Device dimensions ●
 Functional distance —



Scale 1:100

Safety check according to DIN EN 1176

Components

- 3 Play wall modules with roof
- 1 Ramp with inclined stainless steel surface and foot holds as climbing aids
- 1 Internal platform as climbing aid
- 1 Ladder, height 1.50 m
- 2 Sand hoists
- 1 Sand chute
- 1 Top part of sand chute
- 1 Sand wheel
- 1 Bent sand pipe
- 2 Sand shovels with chain
- 1 Bent fireman's pole
- 1 Drawing board
- 2 Benches
- 1 Table
- 1 Sand see-saw

Installation information

Surfacing requirements corresponding to a fall height of ≤ 1.50 m (please refer to price list for more detailed information)
 Sand is required for correct functioning.

Foundations

Play wall
 4 items 195 x 100 x 20 cm
 Excavation depth 60 cm

Ramp
 2 items 30 x 30 x 30 cm
 Excavation depth 50 cm

Firemen's pole
 1 item 30 x 30 x 30 cm
 Excavation depth 60 cm

Attention:
Exact measurements may vary;
for all installation dimensions refer
to current assembly instructions.
 Technical changes reserved.



8.50001

Technical information

Equipment made of non-impregnated mountain larch

Core-free

Sawn-timbers core-free, thus decreasing occurrences of cracking and undesired changes in shape



Tongue and groove

Tongue and groove planks made of 4 cm solid wood, highly resilient, no trickling of dust / sand, protection against direct rain



Hardwood rungs

Climbing rungs made of hardwood (ash) Ø 4.2 cm, milled and mortised, secured against twisting, easy to grip and not cold for children to touch



Ground anchor

All parts used for anchoring to the ground are made of hot-dip galvanised steel or stainless steel



Chains

Chains made of hot-dip galvanised steel (1.4301 / 1.4571 at extra charge) welded before galvanising, short-linked, without eyelets on the connecting parts, easy to exchange and shorten



For more detailed explanation of the quality characteristics see price list.

Assembly frames between the three modules and in the side walls made of hot-dip galvanised steel tubing 60 x 60 mm

Firemen's Pole made of stainless steel, glass bead blasted

Drawing board of HPL high-pressure laminated wood, thickness 10 mm, Matt surface; Colour gentian blue

Stainless steel incline

Sand pipes made of plastic, wall thickness approx. 7 mm

Sand container made of textile-reinforced rubber belt, 8 mm thick

Sand wheel hot-dip galvanised

Dimensions

(small deviations possible)

Height	3.35 m
Height pylons	0.50 / 1.50 m
Length	7.75 m
Width	2.00 m
Weight	on request