

Play value

To set water in motion with your own physical strength and to recognise the immediate effect – this connection becomes a central experience when handling pumps and jets. Our sprayheads are suitable for every water play area and are fun for small and big children. Combined with our pumps, the various sprayheads can be activated in such a way that bubbling, refreshing water sprays upwards.

Fundamental characteristics

- Water jet as a surprising event
- Incentive for playing: observe, curiosity



Order No. 5.18810 Sprayhead with large flange



Order No. 5.18870 Simple Spraying Head, Photo © Paul Upward

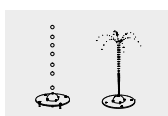
Recommended for

- School children
- Supervised play areas, such as kindergartens, schools, after-school programmes or similar
- Public play areas without supervision, such as playgrounds, parks or similar
- Swimming pools without supervision, such as outdoor pools, adventure pools or similar
- Water play areas without supervision

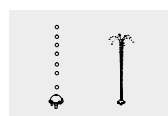
Barrier-free

- Independent play

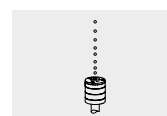
Sprayheads Simple Spraying Heads Fountain Sprayheads



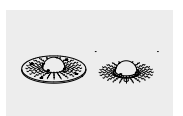
5.18810 - 5.18818 /
5.18234



5.18830 - 5.18838 /
5.18236



5.18870 - 5.18873 /
5.18232



5.18880 / 5.18885



Photo © Paul Upward



Photo © Ross Gilmore



Order No. 5.18810 Sprayhead with large flange, Photo © Paul Upward

Technical information

Order No. 5.18810 - 5.18818

Sprayheads with large flange

Order No. 5.18810 with soft water jet

Order No. 5.18815 with strong water jet

Order No. 5.18234 with strong water jet for Pedal Pump

Order No. 5.18816 / 5.18817 / 5.18818

with soft water jet and different jet heights

Order No. 5.18880 Fountain Sprayhead

Order No. 5.18830 - 5.18838

Sprayheads with small flange

Order No. 5.18830 with soft water jet

Order No. 5.18835 with strong water jet

Order No. 5.18236 with strong water jet for Pedal Pump

Order No. 5.18836 / 5.18837 / 5.18838

with soft water jet and different jet heights

Order No. 5.18885 Fountain Sprayhead

Sprayheads made of stainless steel, glass-bead blasted, with brass sprayhead

External thread 1 inch

Line diameter 3/4 inch

Max. distance from water source 8 m

Order No. 5.18056

Foundation Anchor for Sprayheads

Foundation anchor for small flange, hot-dip galvanised

Order No. 5.18870 / 5.18871 /

5.18872 / 5.18873 / 5.18232

Simple Spraying Heads

Sprayhead made of stainless steel, glass-bead blasted, with brass sprayhead, without cleaning mechanism

External thread 3/4 inch

Line diameter 3/4 inch

Max. distance from water source 8 m

Order No. 5.18232 for Pedal Pump

Components

Order No. 5.18810 - 5.18818 /

5.18830 - 5.18838 / 5.18234 / 5.18236

1 Sprayhead with coupling

Order No. 5.18870 - 5.18873 / 5.18232

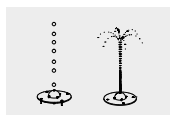
1 Sprayhead with coupling

Order No. 5.18056

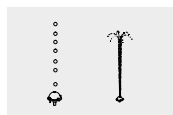
1 Foundation anchor

Order No. 5.18880 / 5.18885

1 Fountain Sprayhead with coupling



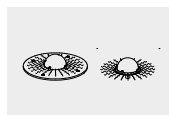
5.18810 - 5.18818 /
5.18234



5.18830 - 5.18838 /
5.18236



5.18870 - 5.18873 /
5.18232



5.18880 / 5.18885

Planning information

The sprayheads with the **Order No. 5.18815 / 5.18835 / 5.18873** and **Order No. 5.18234 / 5.18236** produce a high, sharp water jet. They should only be used where the sprayheads are not accessible, e.g. in a pond which is not used for swimming, and with sufficient distance to the shore. Please note the higher cleaning effort involved when using the Simple Spraying Heads, **Order No. 5.18816 / 5.18817 / 5.18818 / 5.18836 / 5.18837 / 5.18838 / 5.18870 / 5.18871 / 5.18872** and **Order No. 5.18232**. Consider using the Sprayhead with cleaning mechanism (**Order No. 5.18810 / 5.18830**).

The different types of spraying heads have different jet heights. These cannot be defined exactly for various reasons: Water pressure and volume flow depend on the child's pumping movement, whether they press a button or pump manually using a pumping device, e.g. a see-saw pump. The number of jets may also have varying effects. If you plan to connect several spraying heads, we recommend a parallel water supply, unless the „Bernoulli effect“ is desired, in which case the spraying heads can also be connected in series. We will be happy to advise you on the possible combinations of different spraying heads and pumps.

Individual solutions for the water supply must be devised, depending on the plans. Up-to-date details on the connection for the water supply and other technical information is available to download as a table at our website **www.richter-spielgeraete.de**.



Photo © Ross Gilmore



Order No. 5.18830 Sprayhead with small flange

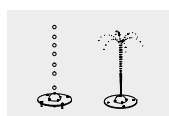


Photo © Ross Gilmore

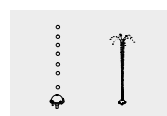
Sprayheads Simple Spraying Heads Fountain Sprayheads



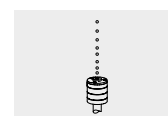
Order No. 5.18830 Sprayhead with small flange



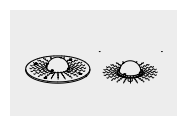
5.18810 - 5.18818 /
5.18234



5.18830 - 5.18838 /
5.18236

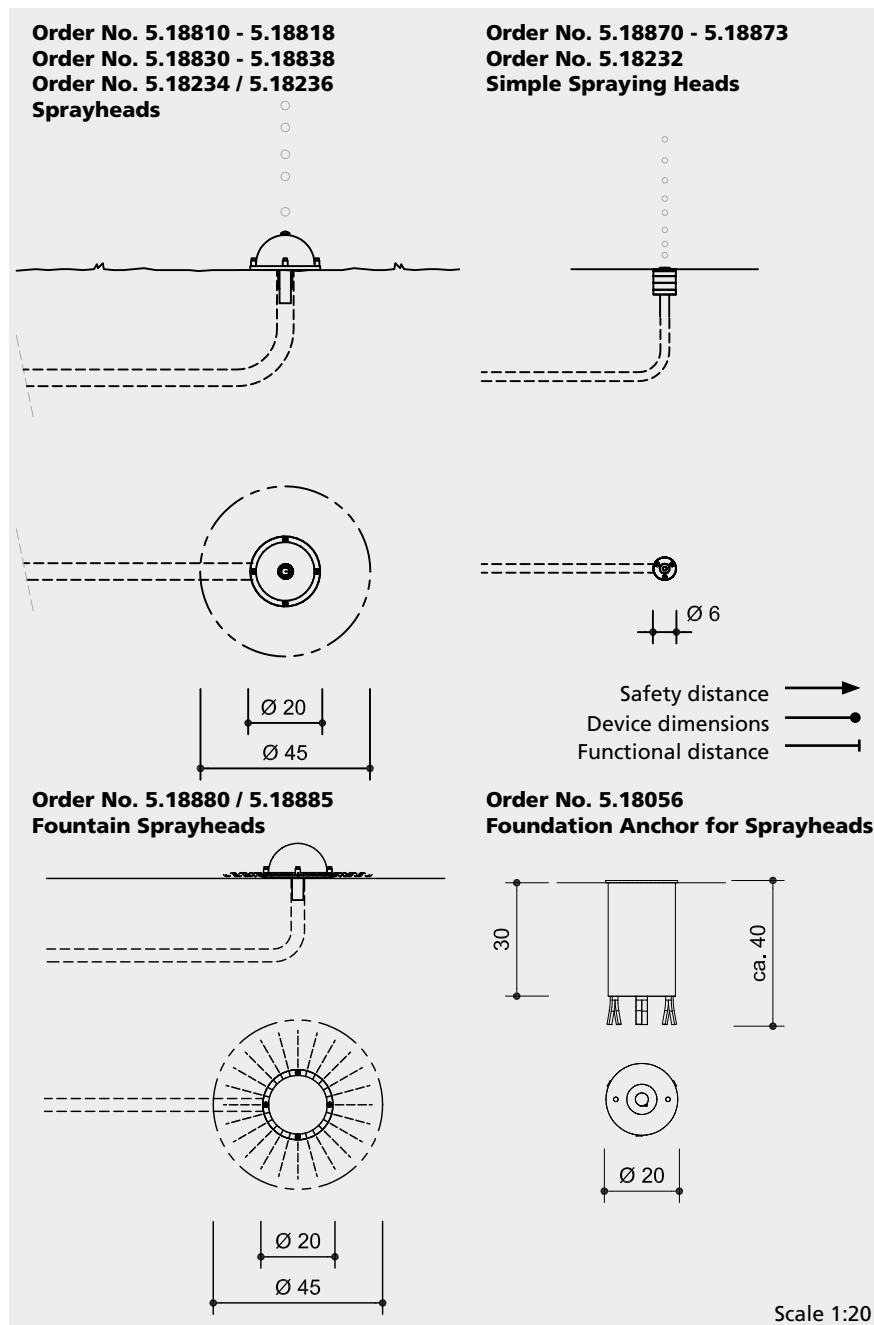


5.18870 - 5.18873 /
5.18232



5.18880 / 5.18885





Dimensions

(small deviations possible)

Sprayheads and Fountain Sprayhead with large flange

Flange diameter	0.45 m
Weight	12 kg

Sprayheads and Fountain Sprayhead with small flange

Flange diameter	0.20 m
Weight	4 kg
Diameter of the hemisphere	0.15 m

Order No. 5.18056

Foundation Anchor for Sprayheads

Flange diameter	0.20 m
Height	0.40 m
Weight	7.5 kg

Order No. 5.18870 - 5.18873 / 5.18232 Simple Spraying Heads

Diameter	0.06 m
Weight	1 kg

Safety check according to DIN EN 1176

Installation information

Water supply for sprayheads to be prepared by the customer.

Sprayheads with large flange / Fountain Sprayheads

Surfacing suitable for heavy-duty bolts

Foundation

1 item, ext. diam. 0.45 m, int. 0.25 m, depth 0.30 m

Sprayheads with small flange / Fountain Sprayheads

Surfacing suitable for heavy-duty bolts, alternatively, installation with foundation anchor **Order No. 5.18056** or water basins **Order No. 5.24200 / 5.24400**

Foundation anchor

Surfacing requirements:

none/accord. to playground

Foundation

60 x 60 x 30 cm, Excavation depth 50 cm

Simple Spraying Heads

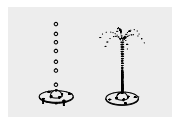
To be stuck into a base element (e.g. stone plate) with drill hole, diameter 62 mm

Attention:

Exact measurements may vary; for all installation dimensions refer to current assembly instructions.

Technical changes reserved.

For use in aggressive environments such as salt or chlorine water, the equipment is also available in marine grade steel (V4A).



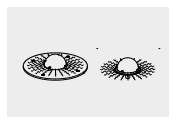
5.18810 - 5.18818 / 5.18234



5.18870 - 5.18873 / 5.18232



5.18870 - 5.18873 / 5.18232



5.18880 / 5.18885